
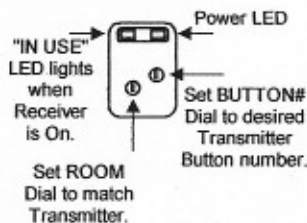


Butler™ Model 1361 Remote Control System

A product from Add-a-Motor, Inc

64-channel, "no-aim", radio remote control. ETL Listed. FCC Approved. Indoor use only.

IMPORTANT: INSTALL MOTOR FIRST BEFORE USING THIS DEVICE. REFER TO MOTOR INSTALLATION STEPS IN PRODUCT MANUAL.



PROBLEM SOLVING

Motor will not run again unless Off Button is pressed after every use. There is a 2-second reset time after Off is pressed.

Receiver does not operate:

1. Press Transmitter Buttons FIRMLY.
2. Does Transmitter LED light?
3. Move closer to Receiver, try again.
4. Is Receiver Power LED On?
5. Is power On at wall outlet?
6. Change battery if LED does not light. Use A23, 12-volt, Alkaline.

Model 1361 consists of one Transmitter TM1305 and one Receiver AP1310. Additional Receivers can be added. To control 1 Motor plus 1 Lamp, use 2 Receivers. Transmitter controls both individually or together if desired. There is no limit to the number of Receivers that can be added to the system.

1. Set Receiver Button# Dial to match the Transmitter Button number that you wish to use.
Example: Set Receiver Button# Dial to 1. Receiver then responds to Transmitter On/Off Buttons # 1. No limit to number of Receivers that can share the same Transmitter Button # (Group Control).
2. Set Receiver Room Dial to match Transmitter Room Dial.
Example: Transmitter Room Dial is set to 1. Set Receiver Room Dial to 1.
3. Plug Receiver into wall outlet. RECEIVER "POWER" LED SHOULD COME ON.
4. Test operation by pressing Transmitter On and Off Buttons.
**PRESS "ON" BUTTON FIRMLY. RECEIVER "IN USE" LED SHOULD SWITCH ON.
PRESS "OFF" BUTTON FIRMLY. RECEIVER "IN USE" LED SHOULD SWITCH OFF.**
5. Plug motor AC-DC Adapter into Receiver outlet.

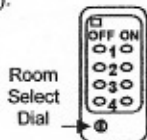
⊗ **MUST PRESS "OFF" BUTTON AFTER EVERY USE OTHERWISE MOTOR WILL NOT RUN AGAIN.**

REPEAT ABOVE STEPS FOR MOTORS #2, #3, ETC., UNTIL ALL RECEIVERS ARE SET.

MULTIPLE ROOMS: To control motors in different Rooms, a Transmitter should be permanently located in each Room. To prevent room-to-room interference, set Transmitter ROOM# and Receiver ROOM# different for each Room.

EXAMPLE: Two Rooms, each with 2 motors and 2 lamps. Use 2 Transmitters and 4 Receivers.

1. Den: Set ROOM Dials to #1 on 1st Transmitter and 2 Receivers.
2. Bedroom: Set ROOM Dials to #2 on 2nd Transmitter and 2 Receivers.



ONE-YEAR LIMITED WARRANTY (excludes battery). Product is warranted against defective materials for one year from date of purchase. In event product fails to conform to this warranty, please follow procedure below.

Contact Customer Service 888 233-6686 (8:30 AM to 4:00 PM Arizona time, weekdays), or Email addamotor@cox.net. Request Return Authorization Number. Carefully pack and ship or mail PREPAID to Add-a-Motor, Inc. 15821 E. Jeicho, Fountain Hills, AZ 85268. Write your return address and Return Authorization Number on outside of package. Inside package include the following: 1. Copy of dated proof of purchase (keep the original). 2. Explanation of problem, plus your Return Identification Number. 3. Your name, address, plus telephone number (very important). A return shipping charge might apply. Warranty applies only to original purchaser. Product failure caused by any reason not related to product materials is not covered. Commercial use of product is excluded. Warranty excludes damage caused by use, misuse, abuse, neglect, and acts of God. No employee, agent, dealer or other person is authorized to give any warranty on behalf of Add-a-Motor, Inc. If our inspection reveals that problem was caused due to materials within the limits of this warranty, Add-a-Motor will repair or replace product free of charge. Replacement unit is under warranty for the remainder of the original warranty period. ADD-A-MOTOR MAKES NO OTHER WARRANTY OF ANY KIND. ANY EXPRESSED OR IMPLIED WARRANTY INCLUDING MERCHANTABILITY AND FITNESS FOR A PURPOSE WHICH EXCEEDS THE OBLIGATION MENTIONED IN THIS WARRANTY ARE DISCLAIMED AND EXCLUDED IN ALL RESPECTS. The sole obligation of Add-a-Motor is to repair or replace the product at our discretion. Add-a-Motor, Inc is not liable for incidental, consequential, or any damage due to use or misuse of product whether or not product is found defective for any reason.